

THE COMP



THE COMP

Message from the Principal

We have reached the end of another remarkable school year, and I feel great pride and admiration. I extend my heartfelt congratulations to each of you for your hard work, dedication, and countless achievements. You did it! Now this year is extra special as we took a unique journey that no other students will ever be able to say they have taken, as you all have the honor of being the first-ever students to grace our halls as Phoenixes.

It has been a rollercoaster of emotions, late-night study sessions, questionable fashion choices, and hairstyles. But here we are at the end of the year, on the cusp of unknown summer plans. As we flip through the pages of our beloved yearbook, we can reflect on the countless memories we created together. From cramming for exams to mastering the art of procrastination, from the school dances to the complementary t-shirts and free hotdogs to start the year because our kitchen was still not running, we've experienced it all. Let's not forget those unforgettable moments when we discovered what it would look like if 1300 students shot off confetti cannons during our grand open ceremony. It felt like I was still finding little pieces of confetti, even at the end of the year. The taste of hotdogs and the image of confetti floating down from the rafters in the gymnasium will be forever etched in our minds.

Of course, we must recognize the moments we want to treasure as we continue in life's journey. But amidst the laughter and craziness, we found solace in the support of our fantastic friends. They were there through thick and thin, from the awkward first few days to the bittersweet goodbyes we would soon exchange. We must cherish these memories and stay in touch, even when life takes us in different directions. Some of you will not return to our school as you head onto post-secondary studies or into the workforce. For others, you will return to continue your journey toward graduation.

I want to thank the parents and guardians who have supported our students and school throughout the year. Your unwavering support and involvement in your children's education have been invaluable, and we appreciate your partnership in fostering a strong learning community. With your help, we have established a strong foundation with our Vision to Ignite Potential and our Mission to Educate, Inspire, and Empower.

As you head off into the much-deserved Summer break, let us take this opportunity to rest, rejuvenate, and reflect on our accomplishments. I encourage everyone to continue seeking knowledge, pursuing passions, and embracing new opportunities. Let's remember the valuable lessons we've learned at the Grande Prairie Composite High School, as it's about Igniting the Potential in every one of you in all aspects of your life.

We look forward to welcoming our returning students in the fall and eagerly await the arrival of new faces in our school community. As we bid farewell to this school year, let's embrace new beginnings that lay ahead and remember to keep laughing, creating memories, and staying true to yourself.

Thanks for an exceptional year, and I wish you all an adventurous, fun-filled summer wherever that journey takes you!

With utmost admiration and pride,



Dennis Vobeyda
Principal

THE COMP

Important Dates

Tuesday June 27

- **LAST DAY FOR STUDENTS**

Tuesday August 22

- Student services open to book course change appointments and new registrations
- School open to the public

Wednesday August 23

- 9:00- 11:30 Grade 9 Set up day (schedule, fees, lockers, PowerSchool)
- 1:00- 3:30 Grade 12 Set up day (schedule, fees, lockers, PowerSchool)

Friday August 25

- 9:00- 11:30 Grade 10 Set up day (schedule, fees, lockers, PowerSchool)
- 1:00- 3:30 Grade 11 Set up day (schedule, fees, lockers, PowerSchool)

Tuesday September 5

- First day of school for Grade 9's - **Grade 9 students only in attendance**

Wednesday September 6

- Back to school for ALL Grades (9/10/11/12)

Thursday/Friday September 14 & 15

- Picture Day (separated by grades, more info to follow)

After August 8th, students can view their schedule via their PowerSchool

**If your student did not clean out
their locker, we have done it for
them!**



**1 day left to pick up!
After June 27th all items
will be disposed of**

THE COMP



WE WERE VERY EXCITED TO CELEBRATE NATIONAL INDIGENOUS PEOPLES DAY



JUNE 21, 2023



**Thank you to all of the presenters
It was a very fun, informative and memorable day!**

Mini Cultural Sessions:

Sound Bath and Smudging

Beading

History of the Dene People

Landbased Teachings

Kleskun Hills History

Informative Map/History of Indigenous Peoples

Parent PowerSchool How To's

Please see in the following pages below:

- VIEWING MARKS, CURRENT GRADES, TEACHER COMMENTS
- PARENT/GUARDIAN MYPASS INSTRUCTIONS (2 PAGES)
- HOW TO APPLY FOR A BUS PASS

Watch me!

YouTube How-To's regarding:

- Accessing your (PowerSchool) Parent Portal using a desktop or mobile
- Your child's Report Card online using your Parent Portal



Click to watch

THE COMP



PowerSchool Parent Portal

Viewing Report Cards, Current Grades and Teacher Comments

- 1 Go to <http://powerschool.gppsd.ab.ca/public/>
 - Enter your username and password.
- 2 - If you have forgotten or do not know your sign in information please call the school at
 - 780-532-7721.

To view Report Cards

If you have multiple children you can switch between them by clicking the students name

If you are having any issues viewing the report cards please pay special attention to the items beside the red stars. ★

The supported browser for this report is Chrome. Other browsers can be used but will not be supported. ★
Click the report card name to view. Can't see the report card? Try unblocking popups in your browser. ★

| Name | School | Date |
|---------------------------|--------------------------------------|------------|
| Grade 10 - S1 - 2022-2023 | Grande Prairie Composite High School | 01/30/2023 |
| Grade 9 - S1 - 2021-2022 | Grande Prairie Composite High School | 03/31/2022 |
| Grade 9 - S2 - 2021-2022 | Grande Prairie Composite High School | 06/29/2022 |
| Grade 8 - R1 - 2020-2021 | Derek Taylor Public School | 11/27/2020 |
| Grade 8 - R2 - 2020-2021 | Derek Taylor Public School | 03/12/2021 |
| Grade 7 - R1 - 2020-2021 | Derek Taylor Public School | 06/25/2021 |
| Grade 7 - R2 - 2020-2021 | Derek Taylor Public School | 06/23/2020 |

Click to view Report Cards, then click on the report card you'd like to view.

print report cards, right click and choose the printer from the Destination drop down. ★
• Select paper size Letter and orientation as Landscape ★
To generate a PDF file, right click and in the Destination drop down choose "Save as PDF" ★

To view Current Grades and Teacher Comments

Click to view current grades

Click to see details of current grade

| Exp | Last Week | | | | This Week | | | | Course | Q1 | Q2 | Q3 | Q4 | Absences | Tardies |
|-----|-----------|---|---|---|-----------|---|---|---|--------|-----|-----|-----|-----|----------|---------|
| | M | T | W | H | F | M | T | W | | | | | | | |
| B11 | | | | | | | | | | [1] | 8 | | | 12 | 4 |
| B11 | | | | | | | | | | | | [1] | [1] | 1 | 0 |
| B21 | | | | | | | | | | 80 | 48 | | | 15 | 11 |
| B21 | | | | | | | | | | | | [1] | [1] | 2 | 2 |
| B31 | | | | | | | | | | [1] | [1] | | | 13 | 11 |
| B31 | | | | | | | | | | | | [1] | [1] | 1 | 2 |
| B41 | | | | | | | | | | 70 | 84 | | | 10 | 11 |
| B41 | | | | | | | | | | | | [1] | [1] | 3 | 0 |

Teacher Comments:

In "Teacher Comments", choose the reporting term you would like to view

Click to view Teacher Comments

| Exp. | Course # | Course | Teacher | Comment |
|-----------|----------|--------|---------|---------|
| B1(D1-D4) | | | | |
| B1(D1-D4) | | | | |
| B2(D1-D4) | | | | |
| B2(D1-D4) | | | | |
| B3(D1-D4) | | | | |
| B3(D1-D4) | | | | |

Wondering how many credits you have?

Q: WHY SIGN UP FOR MYPASS?

| Courses and Marks | Document Orders | Student Profile | Student Connections |
|---|--|--|---|
| View Credential >> View diploma / certificate progress | Order Transcript >> Order an Alberta Transcript of High School Achievement | Personal Information >> Review and update personal and contact information | Connect to a Student >> Obtain access to the student information |
| Detailed Academic Report >> Download high school course and mark history | Order Credential >> Order a diploma / certificate reprint | Verification Document >> Generate letters for proof of name, school enrolment, age and who a student resides with | Access to Student Information >> Review who can or has accessed student information |
| Diploma Exam >> Add and manage exam registrations and late payment >> View results and request rescors | Order History >> View all orders >> Edit unspent orders | Q: HOW DO I SIGN UP FOR MYPASS? Easy! Visit Student Services to register your <i>personal</i> email address. You do not need to book an appointment, stop by during lunch or during the breaks. | |
| PAT Results >> View Provincial Achievement Test Results | | | |

Q: WHAT DO I NEED TO EARN A HIGH SCHOOL DIPLOMA IN ALBERTA?

Alberta High School Diploma Requirements:

- English 30-1 or 30-2; and
- Social Studies 30-1 or 30-2; and
- 10 additional 30 level credits
- Mathematics 20-1 or 20-2 or 20-3; and
- Science 20 or 24 or Biology 20 or Chemistry 20 or Physics 20; and
- Physical Education 10; and
- Career and LifeManagement (CALM) 20
- 100 credits

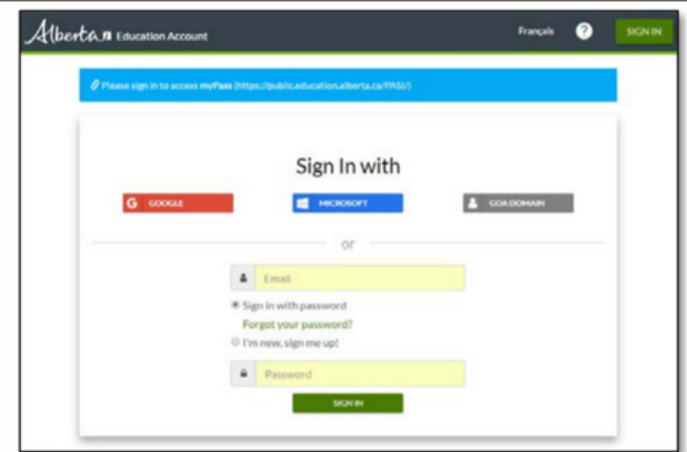
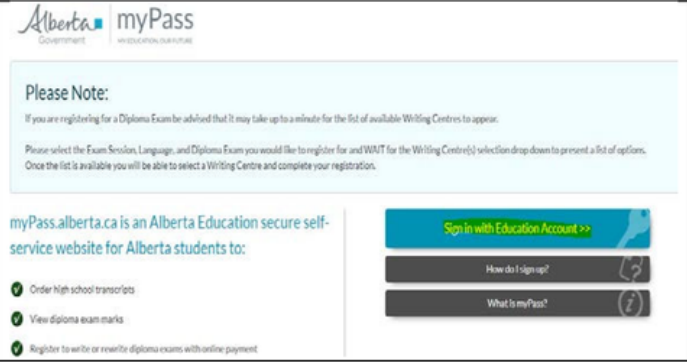
Some workplaces or post-secondary institutions may require additional credits and/or specific courses. Talk to your school counsellor for more information about diploma requirements. Mr. Duncan (last names A-L) and Ms. Mahaney (last names M-Z) are available to meet with students to answer any academic, post-secondary and career planning questions.

How to connect Parents/Guardians to myPass

Step 1: Contact Student Services to register your email address in PASI.

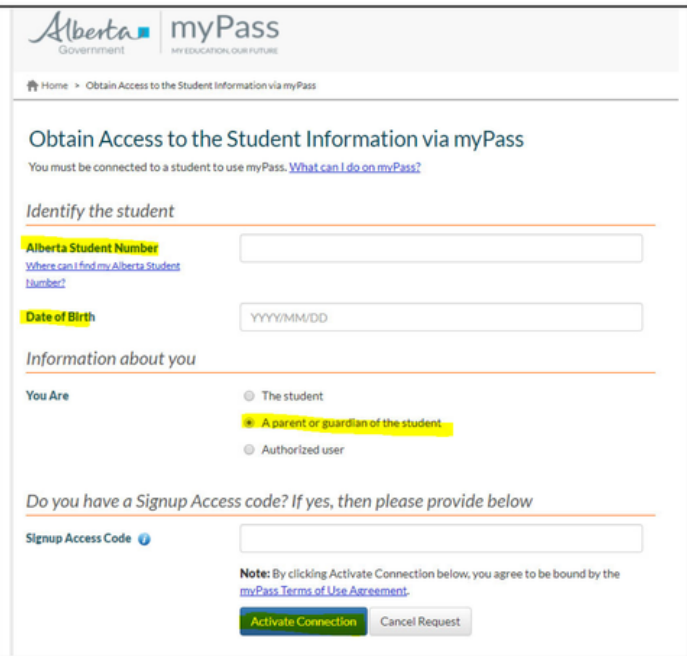
Step 2: Create/Sign in Education Account

- The Parent/Guardian visits myPass website: mypass.alberta.ca, or simply search “myPass” in browser.
- The Parent/Guardian clicks “Sign in with Education Account.”
- The school instructs the parent/guardian to create an Education Account with an email address that match the email address registered in PASI.
- The Parent/Guardian signs in with the Education Account or Google or Microsoft Account.



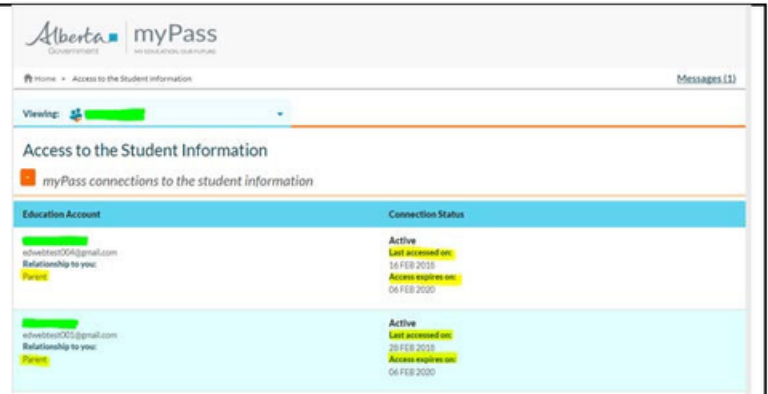
Step 3: Enter details in myPass

- The Parent/Guardian enters the following information:
 1. The ASN of the student
 2. The Date of Birth of the student
 3. Select the option “A parent or guardian of the student”
 4. Click “Activate Connection”
- When the email address used for the Education account match the email address registered in PASIprep, the Parent/Guardian is informed that ‘Access to your Student Information has been granted’.
- The student will receive a notification email with details that an active connection has been created on their record.



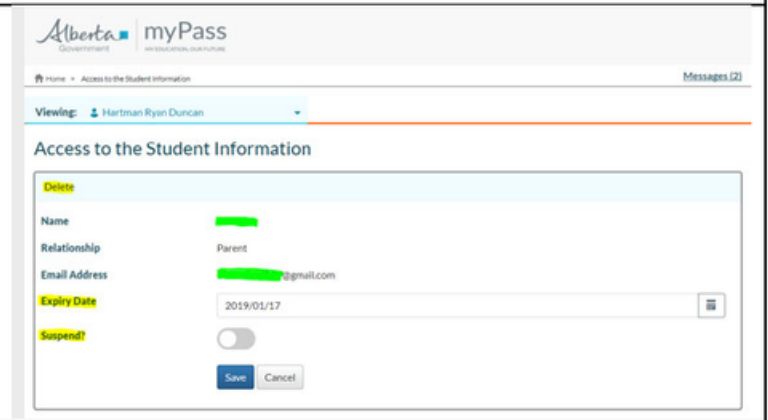
View Connection details

- The Parent/Guardian is able to view the details of connected parent/guardian or authorized users in the "Access to the Student Information" section of myPass
 - Personal details including name, relationship and email address.
 - The status of the connection (if one exists)
 - Last time the connection was used
 - The expiration date of the connection



Manage existing Authorized user myPass Connection

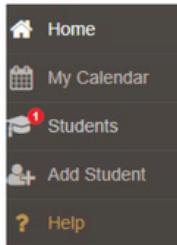
- The Parent/Guardian is able to suspend or delete existing Connections of Authorized users via the "Access to the Student Information" section in myPass



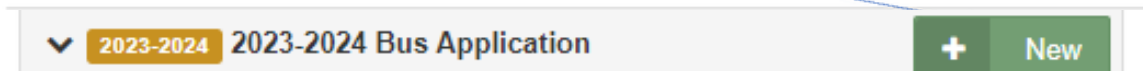
APPLYING FOR A BUS PASS FOR YOUR STUDENT

#1. Once in School Engage, click on “Student” and all students listed in your account will populate, select the student you are wanting a bus pass for.

Here’s what you’ll see:



#2. Once your options on the right side populate, find TRANSPORTATION and select Bus Application, click directly on NEW



#3. Complete all information on the form. When you come to the 9th tab make sure you click on the edulog to ensure that they are eligible for free bussing. It looks like this:

Please check your child's busing eligibility here:

<https://edulog.gppsd.ab.ca/livewq/webquery/>

NOTE:

Once you submit, it can take up to 5 days for it to arrive at the school, until that time you are responsible for driving your student to/from school.

Useful Links

[GPCHS Facebook](#)

[GPCHS Instagram](#)

[GPCHS Website](#)

[GPPSD Approved 2022-2023 School Calendar](#)

[Powerschool log in](#)

[2022-2023 Parent-Student Handbook](#)

[Phoenix News Youtube Channel](#)



YouTube how-to's regarding:

- [Accessing your \(PowerSchool\) Parent Portal using a desktop or mobile](#)
- [Your child's Report Card online using your Parent Portal](#)